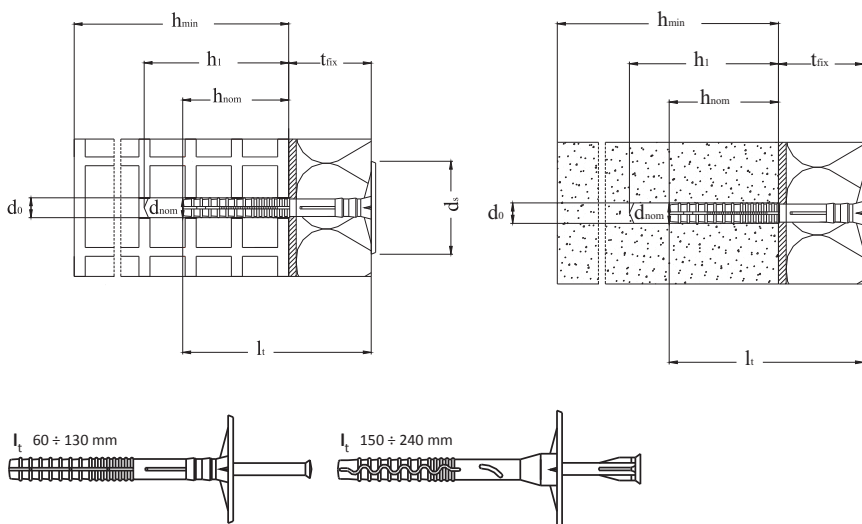


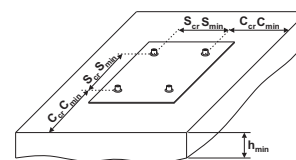
JL 01 Tassello in polipropilene con chiodo in nylon caricato con fibra di vetro



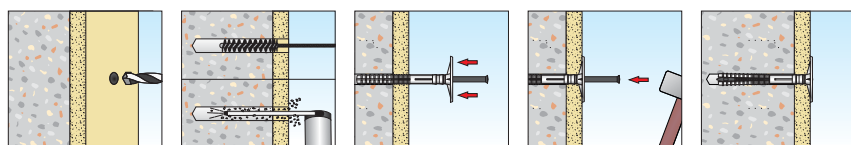
SCHEDA TECNICA



$d_{nom} \times l_t$	diametro esterno ancorante x lunghezza ancorante
t_{fix}	massimo spessore fissabile
d_0	diametro del foro
d_s	diametro testa ancorante
h_1	profondità del foro
h_{min}	spessore del materiale di supporto
h_{nom}	profondità di inserimento
h_{ef}	effettiva profondità di ancoraggio
d_f	diametro del foro nell'elemento da fissare
s_{min}	minimo interasse consentito
c_{min}	minima distanza dal bordo consentita

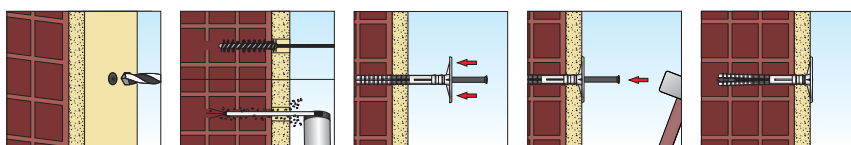


Sequenza di installazione su materiali compatti*



* Nei materiali compatti eseguire il foro con la modalità di rotoperussione

Sequenza di installazione su materiali semipièni*



* Nei materiali forati o semipièni eseguire il foro con la sola modalità di rotazione

DATI TECNICI PER APPLICAZIONI SU CALCESTRUZZO E MURATURA

Codice Articolo	Misura Ancorante $d_{nom} \times l_t$ (mm)	t_{fix} (mm)	d_0 (mm)	d_s (mm)	h_1 (mm)	h_{nom} (mm)	h_{ef} (mm)	$c_{min}^{1)}$ (mm)	$s_{min}^{1)}$ (mm)	h_{min} (mm)
Ø 10										
JL 01 10 060	10 x 60	20	10	53	40	30	30	100	100	100
JL 01 10 070	10 x 70	30								
JL 01 10 090	10 x 90	50								
JL 01 10 110	10 x 110	70								
JL 01 10 130	10 x 130	90								
JL 01 10 150	10 x 150	110		58						
JL 01 10 180	10 x 180	140								
JL 01 10 210	10 x 210	170								
JL 01 10 240	10 x 240	200								

1) Valori di interasse minimo e distanza dal bordo riferiti solo ad un calcestruzzo di classe C20/25

CALCESTRUZZO $\geq C20/25$	Resistenza Caratteristica (kN)	MURATURA PIENA *	Resistenza Caratteristica (kN)	MURATURA FORATA *	Resistenza Caratteristica (kN)
	0,36		0,36		0,2

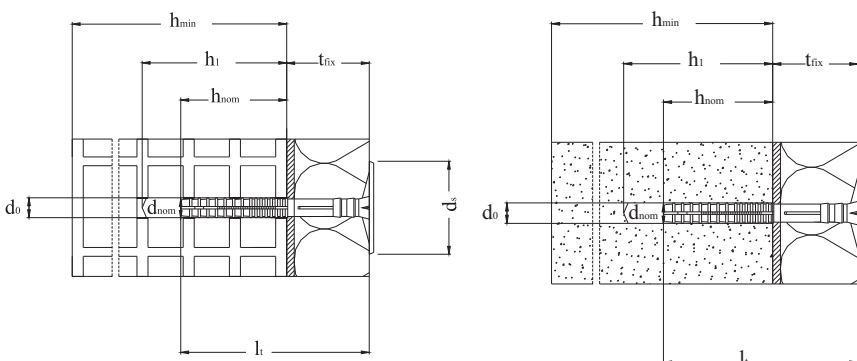
* Muratura con densità pari o superiore a 2kg/dm³ e resistenza a compressione pari o superiore a 20 N/mm²

* Classe HLz B 1,0 NF12-1 secondo DIN 105, con densità $\geq 1\text{kg/dm}^3$ e resistenza caratteristica $\geq 12\text{N/mm}^2$
Muratura con sezione della cartella esterna maggiore o uguale a 13 mm

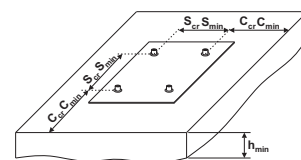
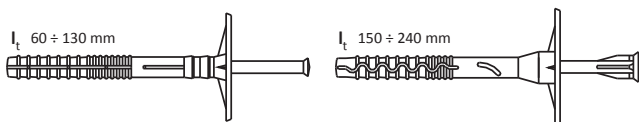


JL 01 Polypropylene anchor with fiber-glass reinforced nylon nail

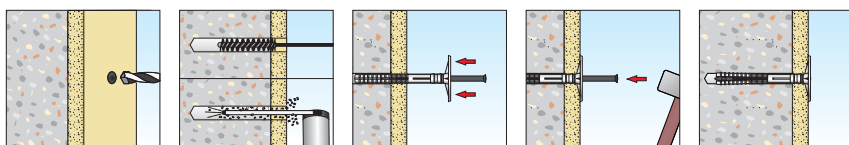
TECHNICAL DATA SHEET



$d_{nom} \times l_t$	anchor diameter x anchor length
t_{fix}	maximum thickness of fixture
d_0	drill hole diameter
d_s	anchor head diameter
h_1	depth of drill hole
h_{min}	minimum thickness of the member
h_{nom}	overall anchor embedment depth
h_{ef}	effective anchorage depth
d_f	diameter of clearance hole in the fixture
s_{min}	minimum allowable spacing
c_{min}	minimum allowable edge distance

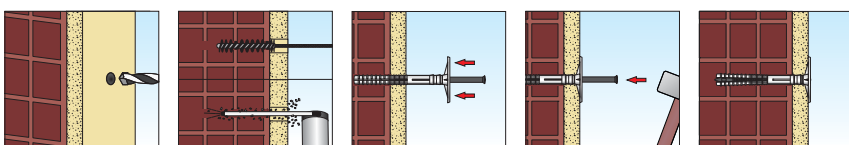


Installation sequence in concrete and solid masonry*



* In the concrete and solid masonry make the drill hole by hammer drilling

Installation sequence in hollow masonry*



* In the perforated and hollow masonry make the drill hole with rotary drilling only

TECHNICAL DATA FOR USE IN CONCRETE AND MASONRY

Item Code	Anchor Size $d_{nom} \times l_t$ (mm)	t_{fix} (mm)	d_0 (mm)	d_s (mm)	h_1 (mm)	h_{nom} (mm)	h_{ef} (mm)	$c_{min}^{1)}$ (mm)	$s_{min}^{1)}$ (mm)	h_{min} (mm)
Ø 10										
JL 01 10 060	10 x 60	20	10	53	40	30	30	100	100	100
JL 01 10 070	10 x 70	30								
JL 01 10 090	10 x 90	50								
JL 01 10 110	10 x 110	70								
JL 01 10 130	10 x 130	90		58						
JL 01 10 150	10 x 150	110								
JL 01 10 180	10 x 180	140								
JL 01 10 210	10 x 210	170								
JL 01 10 240	10 x 240	200								

1) Minimum spacing value and edge distance referred just for low strength concrete C20/25

CONCRETE ≥ C20/25	Characteristic resistance (kN)	SOLID MASONRY*	Characteristic resistance (kN)	PERFORATED MASONRY*	Characteristic resistance (kN)
	0,36		0,36		0,2

* Solid masonry with density higher than 2kg/dm³ and characteristic resistance higher than 20 N/mm²

* Semi-solid masonry class HLz B 1,0 NF12-1 according to DIN105, with density ≥ 1kg/dm³ and characteristic resistance ≥ 12N/mm²
 Brick with thickness of the outer shell greater than 13mm